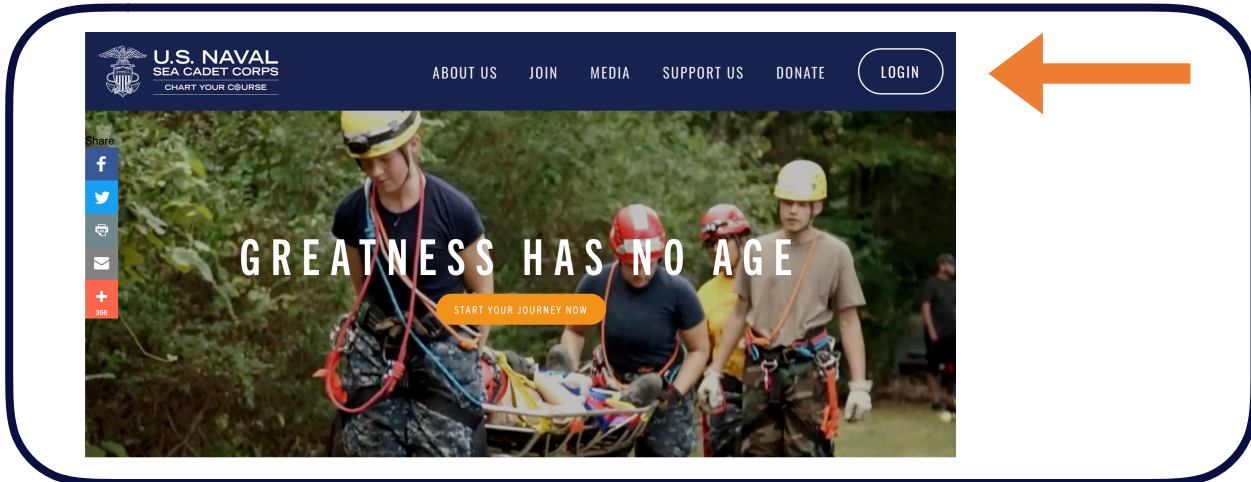


# Landing Page - Cadets

1. Navigate to [www.seacadets.org](http://www.seacadets.org) and click the LOGIN button at the top right.



2. Login to the Quarterdeck. First time users must select the **First Time User?** [Click here to Register](#) button.



3. This is a cadet's Quarterdeck landing page. Here, they can view their service record and ribbon rack.

Cadets will click the orange *POLARIS* button to access all of their advancement exams and courses.



STARGATE BATTALION

PO3 ANGUS MACGYVER

Next Rank: PO2  
Time in Grade (TIG):   
Time in Service (TIS):   
Courses:   
Exams:   
Training:   
Physical Readiness Test (PRT):   
[View Recordbook](#)

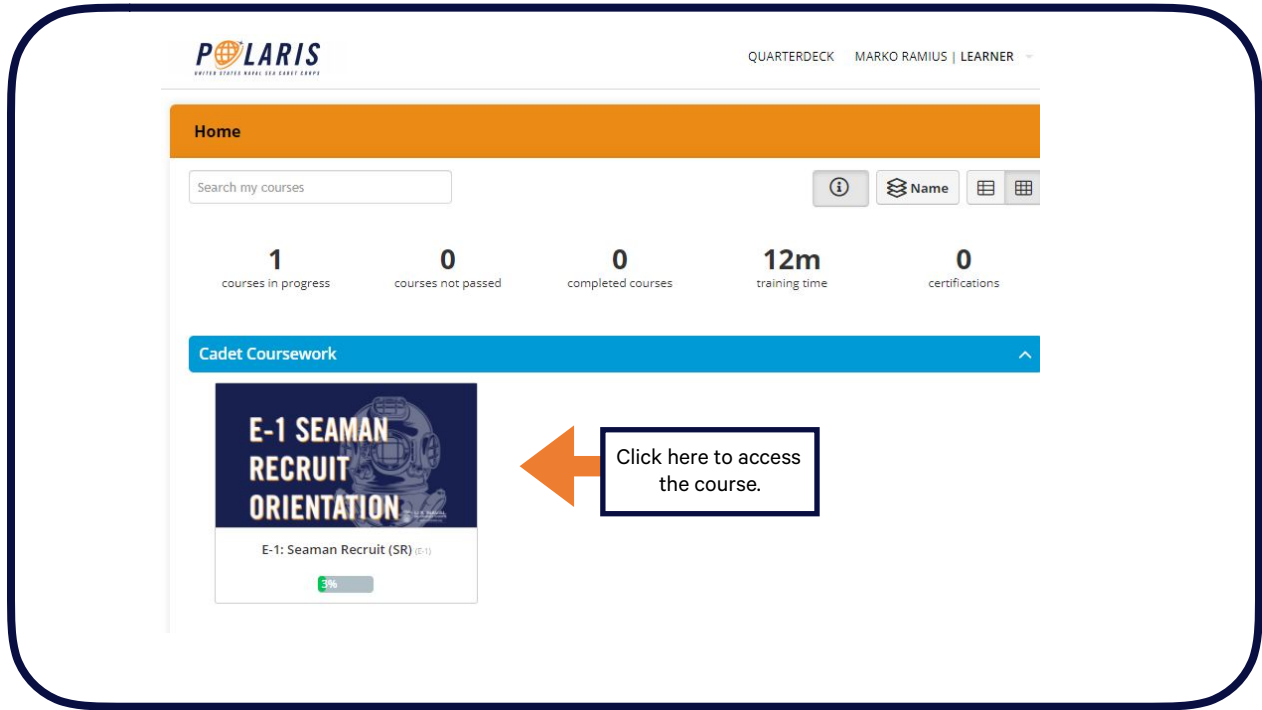
P01 CPO SR SA SN

P02

P03

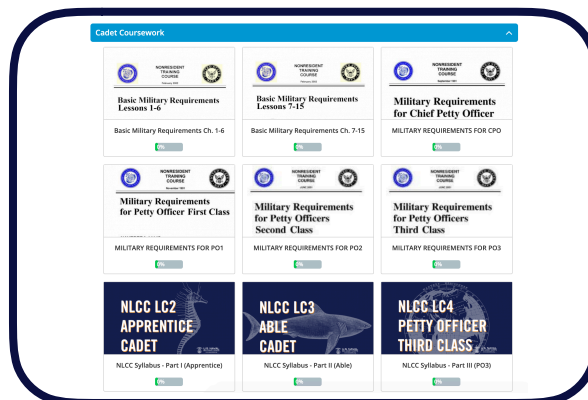
# Polaris Dashboard

1. After you select Polaris on the Quarterdeck Landing Page, you will be directed to the Polaris Dashboard.



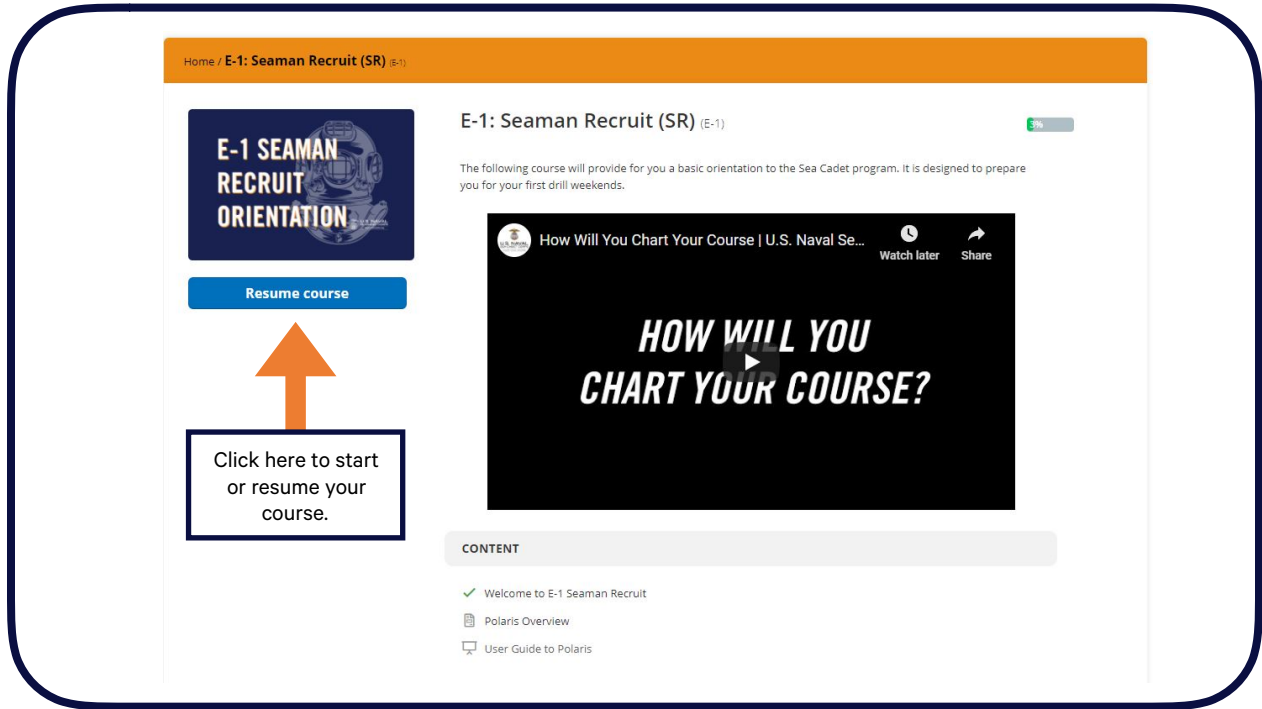
2. The **Cadet Coursework** section shows you what courses you have available or those in which you are enrolled. You will be automatically assigned the courses to which you are eligible based on your current rate.

Above the blue **Cadet Coursework** bar, you can view information on your course progress.

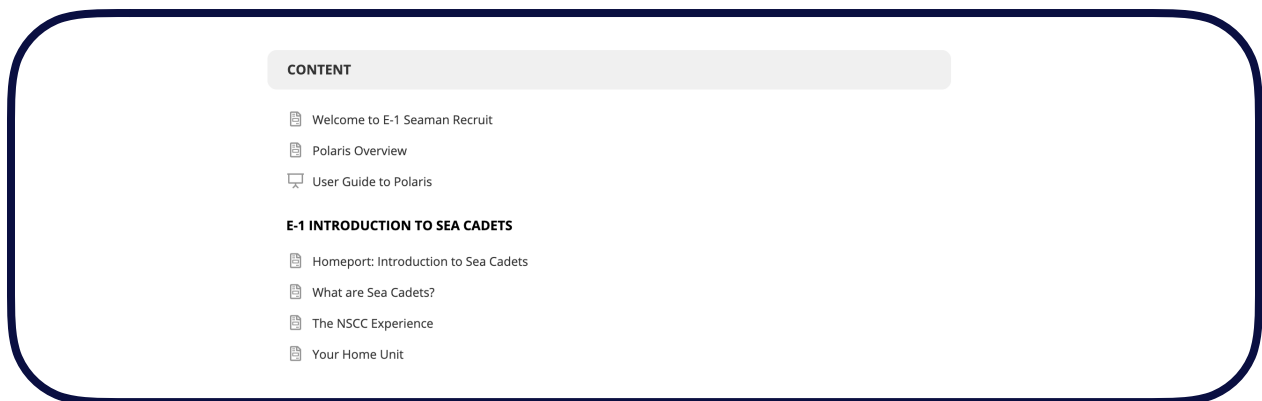


# COURSE (PAC) Information

1. Click the blue **Resume course** or **Start course** button to continue with your course.



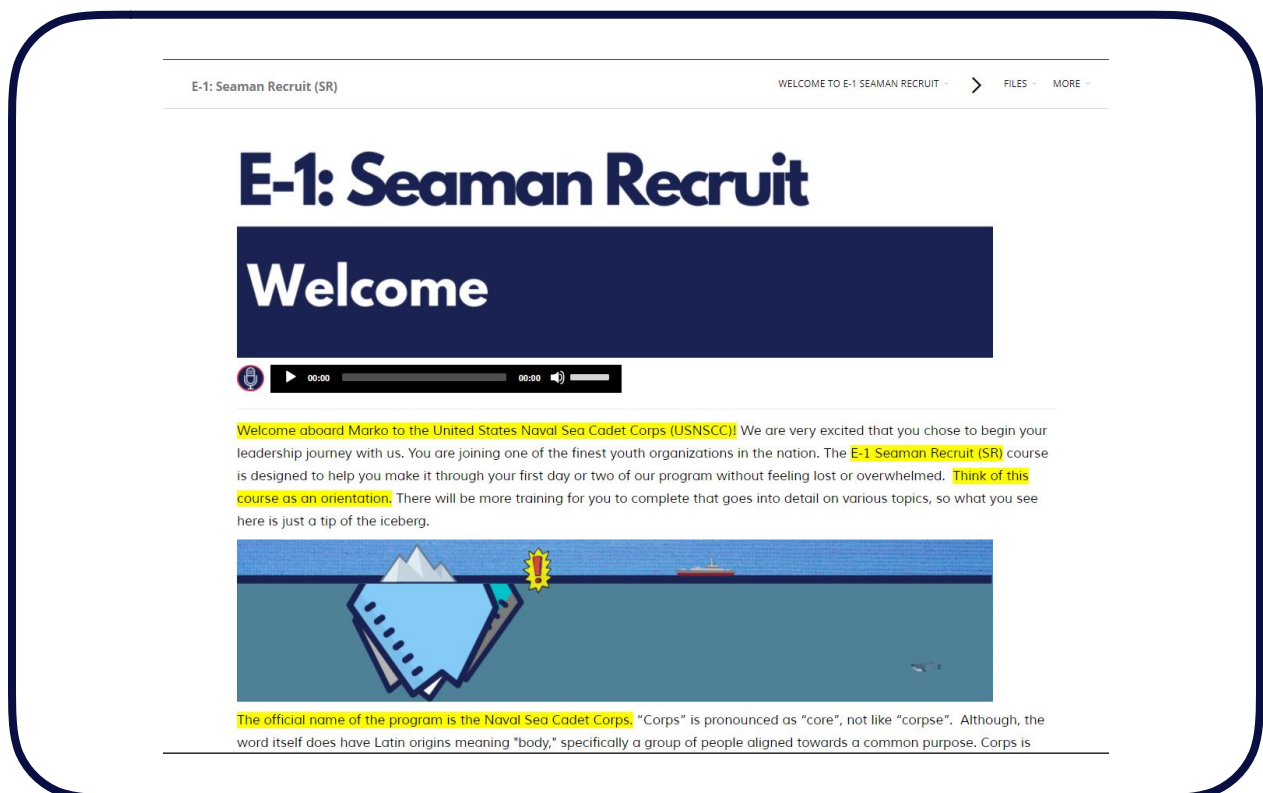
2. The grey **CONTENT** section contains all of the required content that is part of the course. When a lesson is completed, you will see a green check mark. ✓





# COURSE Lesson Page


1. The top of the page features a basic navigation bar that allows you to scroll back and forth between lessons and access other resources.
2. Below, you will see a **Lesson Heading**, which will tell you which course and eventually which section and lesson you are currently completing.
3. Below the **Lesson Heading** you can begin reviewing the content of each lesson. This includes additional reading, resources, and other media. Scroll down to continue reading the course material.




# COURSE Tests & Quizzes


1. Every lesson will conclude with one review question that you must answer correctly before you may continue.

Let's pretend that you, Marko, are currently an E-2T. You enrolled as a Sea Cadet in March, passed your first PRT requirement, and passed the E-2 course in Polaris. What's left?

 Click <Submit>

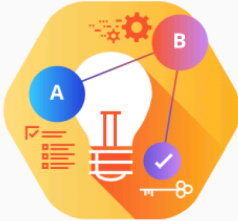
2. Be sure to click **Completed. Let's continue.** to continue.





3. PAC intermediate quizzes and final exams may be taken at home. Cadets will be given a generous amount of time to complete all assessments. Units are encouraged to assist cadets who require accommodations.

Each section of the course will be followed by a longer assessment of 25 questions. A score of 80% or higher is required to continue.



The following is a brief assessment for E-2: Military Customs and Courtesies. Although this test is designed to take roughly 45 minutes, you will be given two hours. You must earn a passing score of 80% in order to advance to the next section. Should you earn score less than 80%, you are permitted two additional attempts, each with a 60 minute delay between them to allow for review. Please speak to your CO if you have any questions about this exam.

The test contains 25 questions  
You have 120 minutes to complete it

Start test

4. All questions will be answered in a similar fashion. Each course, with the exception of the E-1 Indoctrination will conclude with a longer 75 question advancement exam. A random set of questions will be pulled from a much larger bank.

Which of the following shows the correct categories of personnel in the United States Navy?

- Enlisted, Commissioned, Chief Warrant
- Apprentice, Petty, Commissioned
- Emperor, Moff, Grand Moff
- Admiral, Midshipman, Yeoman

Submit answer

< Question 3 of 25 >

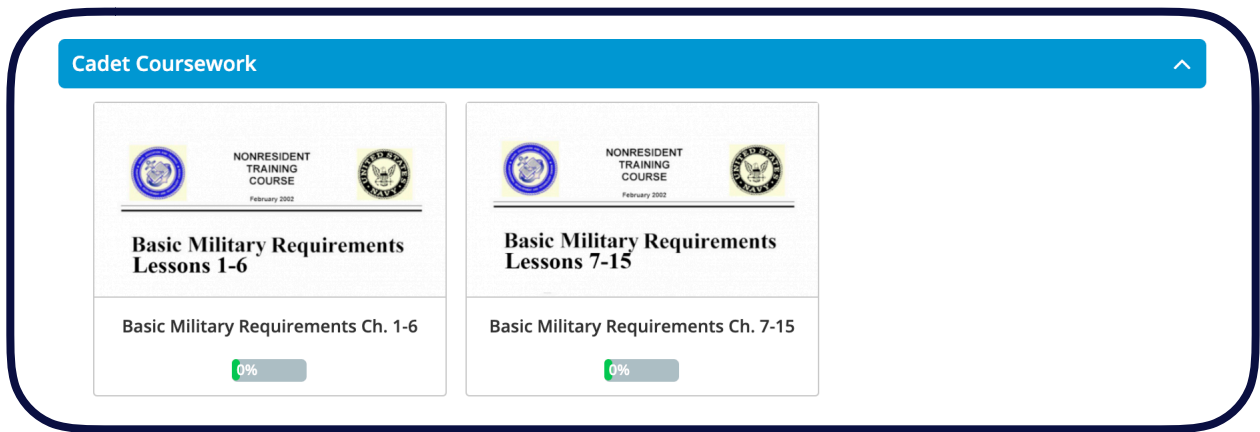
1h 59m 40s remaining

**The minimum passing score for all tests and quizzes is 80%.**

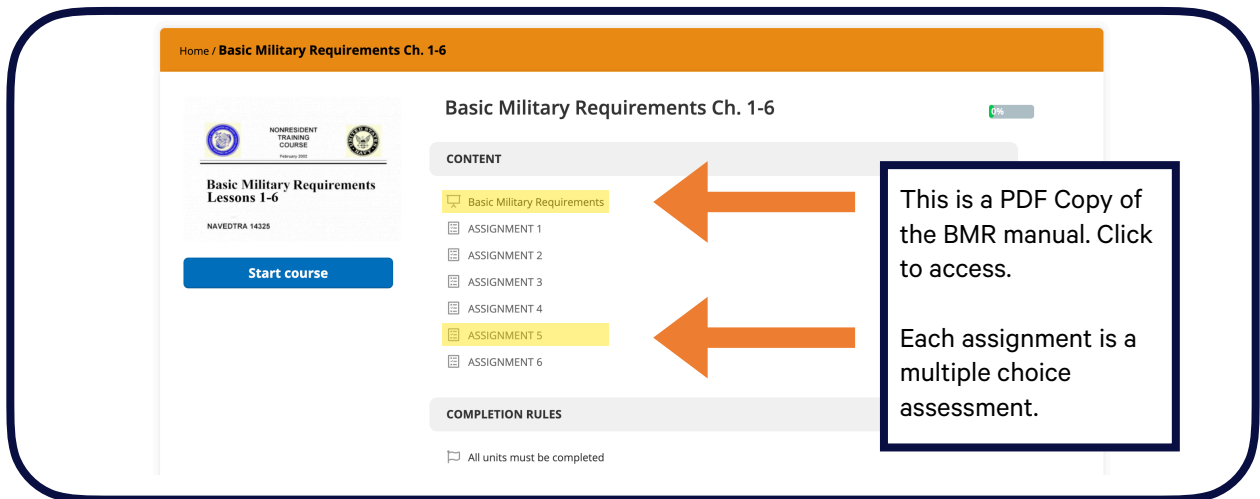
# Legacy Course Information

Not all cadets will be completing the new PACs during the initial release. Many will continue their study through the previous legacy coursework progression. As mentioned previously, legacy correspondence courses are currently in Polaris and will appear as follows.

1. You can access the available Legacy Courses in your Polaris Dashboard.



2. You can access the available Legacy Courses in your Polaris Dashboard.



3. *Assignments* serve as the end-of-chapter assessments, which must all be completed.

Basic Military Requirements Ch. 1-6

4. Which of the following modes of transportation creates most air pollutants?

- Trains
- Waterborne vessels
- Motor vehicles
- Aircraft

**Submit answer**

Question 4 of 70